

NPH 775-1

nPower NPH 775-1

Heat Sink Specification

Dimension	Φ25.4 x 100 mm, 39 Fins - 62x76 mm
Material	Heat Column + Copper Fins


Applications

Supports : INTEL Pentium 4 Socket 775 Prescott


Weight

Cooler Weight : 615 g (no fan)






NPH 775-1




NPH 775-1




NPH 775-1

BACK PLATE AND FASTEN SCREW & E-CLIP



NPH 775-1 INSTALLATION GUIDE



Step1: remove Protecting film and put few thermal paste on the CPU & Copper base surface

Protecting film



Fig.1



Please apply an even layer of heatsink paste on the surface of the installed CPU.



Step2: unscrew the Back plate from heat sink

Clip screw and Back plate

Step3: put the Back plate under motherboard and place the heatsink at top the CPU and then secure each of the four heatsink clip by pressing downwards



Step4: please attach the power connector of the heatsink to the CPU fan header located on the motherboard.